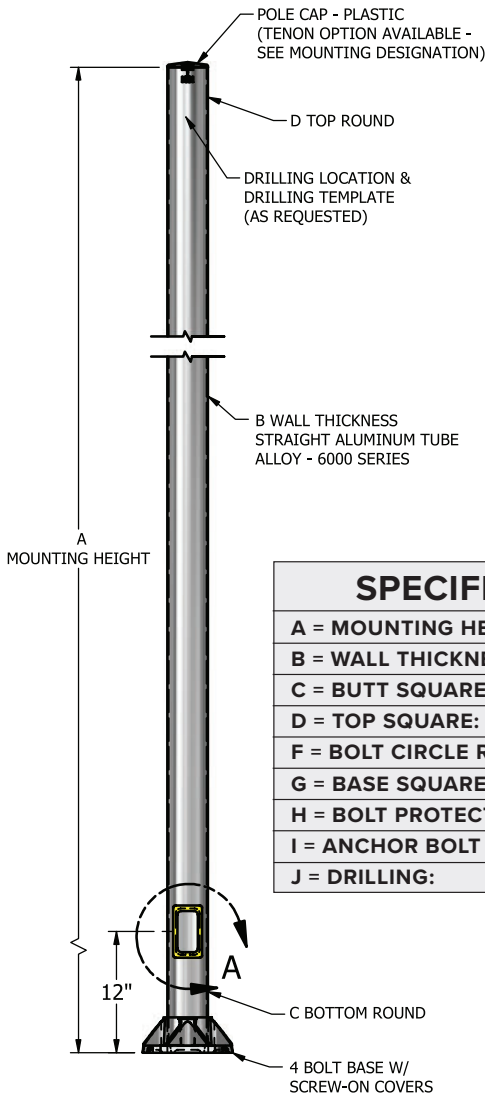
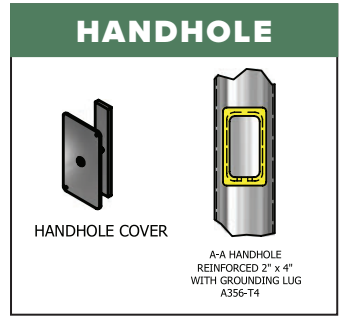
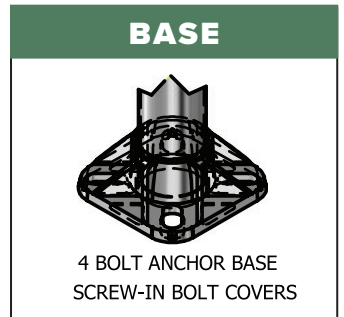
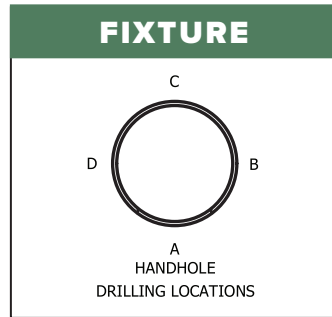
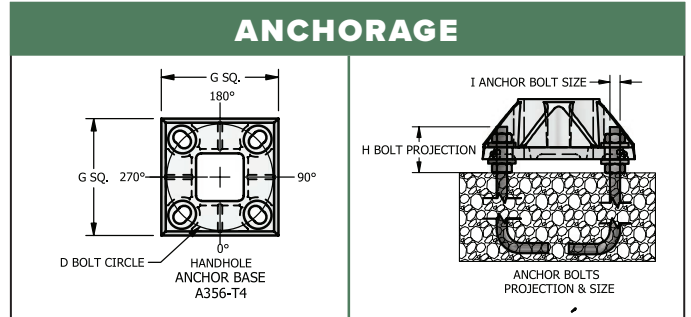


JOB NAME			PART NO.		
DESCRIPTION:			DRAWING NO.		REV
DRAWN BY:	APPROVED:	ECN:	SCALE:	DATE:	



SPECIFICATIONS
A = MOUNTING HEIGHT:
B = WALL THICKNESS: .188
C = BUTT SQUARE: 4.5"
D = TOP SQUARE: 4.5"
F = BOLT CIRCLE RANGE: 7.5" - 10.0"
G = BASE SQUARE: 9.62"
H = BOLT PROTECTION: 3.25"
I = ANCHOR BOLT SIZE: 3/4" X 20" X 3"
J = DRILLING:



**2013 AASHTO MAXIMUM EPA RATINGS WITH 3 SEC. WIND GUST  
ALUMINUM ROUND STRAIGHT POLE RSA-4.5-0.188 SERIES**

PART NUMBER	MAX WT LBS	90 MPH SQ FT	100 MPH SQ FT	110 MPH SQ FT	120 MPH SQ FT	130 MPH SQ FT	140 MPH SQ FT	150 MPH SQ FT
RSA 4.5 188 8	100	23.30	18.20	14.80	12.50	10.50	9.10	7.80
RSA 4.5 188 10	100	17.60	13.70	11.20	9.30	7.80	6.70	5.80
RSA 4.5 188 12	100	14.00	10.90	8.60	7.20	6.00	5.10	4.40
RSA 4.5 188 14	100	11.10	8.50	6.70	5.50	4.60	3.80	3.30
RSA 4.5 188 16	100	9.00	6.60	5.10	4.00	3.40	2.80	2.20
RSA 4.5 188 18	150	7.00	4.90	3.70	3.00	2.40	1.90	1.60
RSA 4.5 188 20	150	5.40	3.60	2.60	2.00	1.5	1.2	0.95
RSA 4.5 188 24	150	2.90	1.50	0.80	0.40	NA	NA	NA