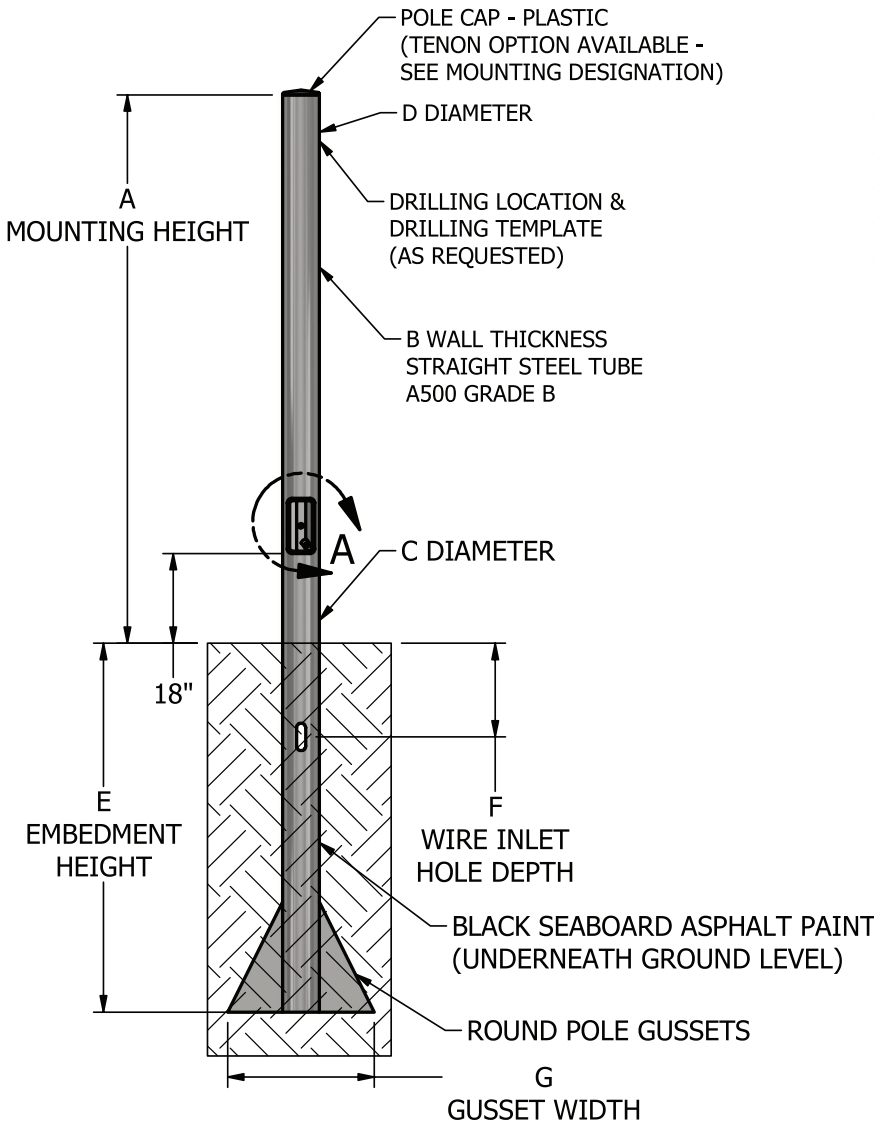
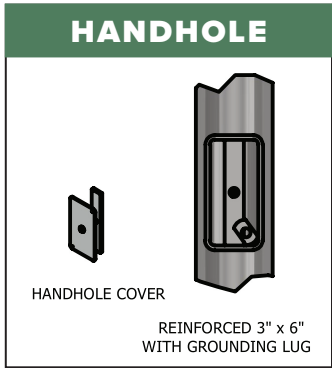
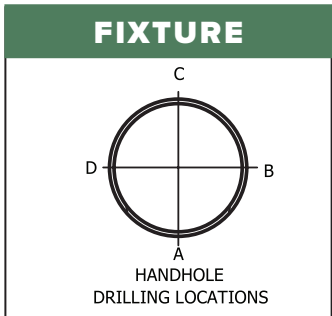


JOB NAME		PART NO.		
DESCRIPTION:		DRAWING NO.		REV
DRAWN BY:	APPROVED:	ECN:	SCALE:	DATE:



SPECIFICATIONS
A = MOUNTING HEIGHT:
B = WALL THICKNESS: 11 GA.
C = BUTT DIAMETER: 4"
D = TOP DIAMETER 4"
E = EMBEDMENT DEPTH: 2' +10%(A')
F = WIRE INLET HOLE DEPTH: E'/2
G = GUSSET WIDTH: 16"



2013 AASHTO MAXIMUM EPA RATINGS WITH 3 SEC. WIND GUST

DIRECT BURIAL ROUND STRAIGHT STEEL POLE DBRSS 4 11 SERIES

PART NUMBER	80 MPH SQ FT	90 MPH SQ FT	100 MPH SQ FT	110 MPH SQ FT	120 MPH SQ FT	130 MPH SQ FT	140 MPH SQ FT
DBRSS 4 11 10	29.60	22.40	18.00	14.60	11.90	10.10	7.30
DBRSS 4 11 12	24.20	18.20	14.40	11.60	9.30	7.90	5.80
DBRSS 4 11 14	20.00	14.90	11.70	9.30	7.30	6.10	4.50
DBRSS 4 11 16	13.20	9.60	7.40	5.70	4.40	3.60	2.60
DBRSS 4 11 18	10.80	7.70	5.70	4.30	3.10	2.60	1.70
DBRSS 4 11 20	8.80	6.00	4.30	3.00	2.00	1.60	0.90
DBRSS 4 11 25	4.70	2.60	1.40	0.40	0.00	0.00	0.00