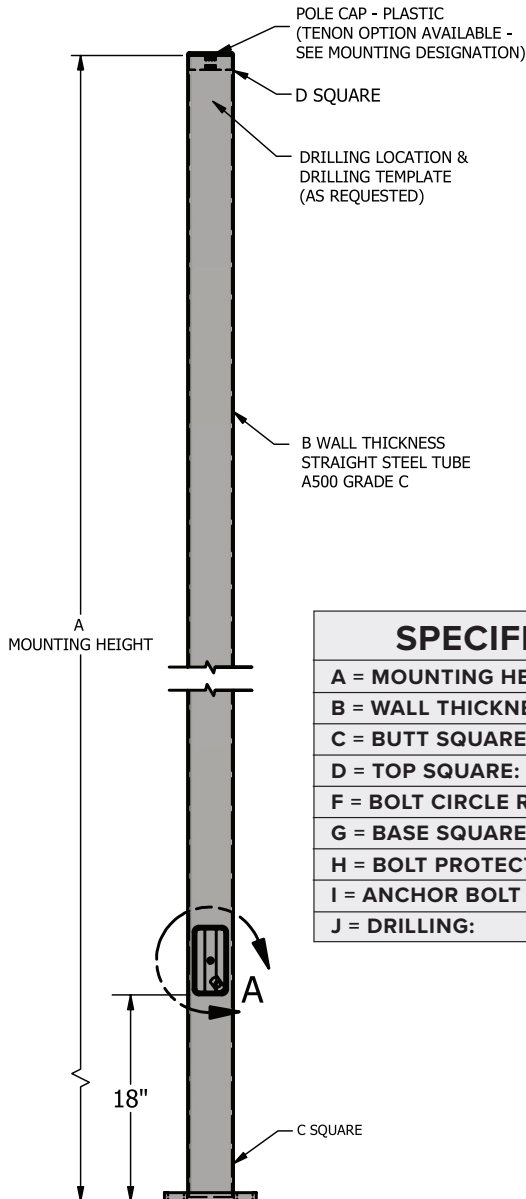


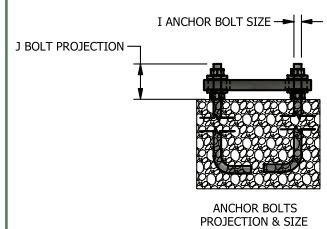
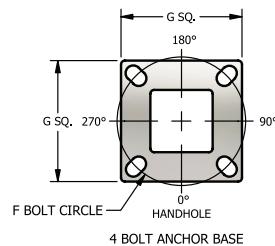
JOB NAME			PART NO.	
DESCRIPTION:			DRAWING NO.	REV
DRAWN BY:	APPROVED:	ECN:	SCALE:	DATE:



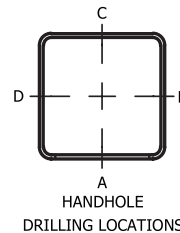
SPECIFICATIONS

A = MOUNTING HEIGHT:
B = WALL THICKNESS: 11 GA.
C = BUTT SQUARE: 5"
D = TOP SQUARE: 5"
F = BOLT CIRCLE RANGE: 10" - 12"
G = BASE SQUARE: 11"
H = BOLT PROTECTION: 4" ± 1/4"
I = ANCHOR BOLT SIZE: 1" X 36" X 3"
J = DRILLING:

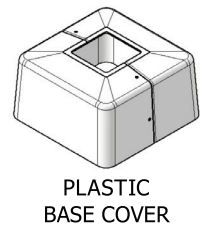
ANCHORAGE



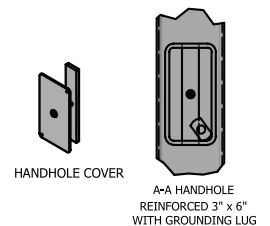
FIXTURE



BASE



HANDHOLE



2013 AASHTO MAXIMUM EPA RATINGS WITH 3 SEC. WIND GUST

STEEL SQUARE STRAIGHT POLE SSS 5 11 SERIES

PART NUMBER	80 MPH SQ FT	90 MPH SQ FT	100 MPH SQ FT	110 MPH SQ FT	120 MPH SQ FT	130 MPH SQ FT	140 MPH SQ FT
SSS 5 11 20	21.22	15.48	11.38	8.34	6.03	4.23	1.65
SSS 5 11 25	12.94	8.68	5.63	3.38	1.66	0.33	0.0
SSS 5 11 30	7.52	4.03	1.54	0.0	0.0	0.0	0.0