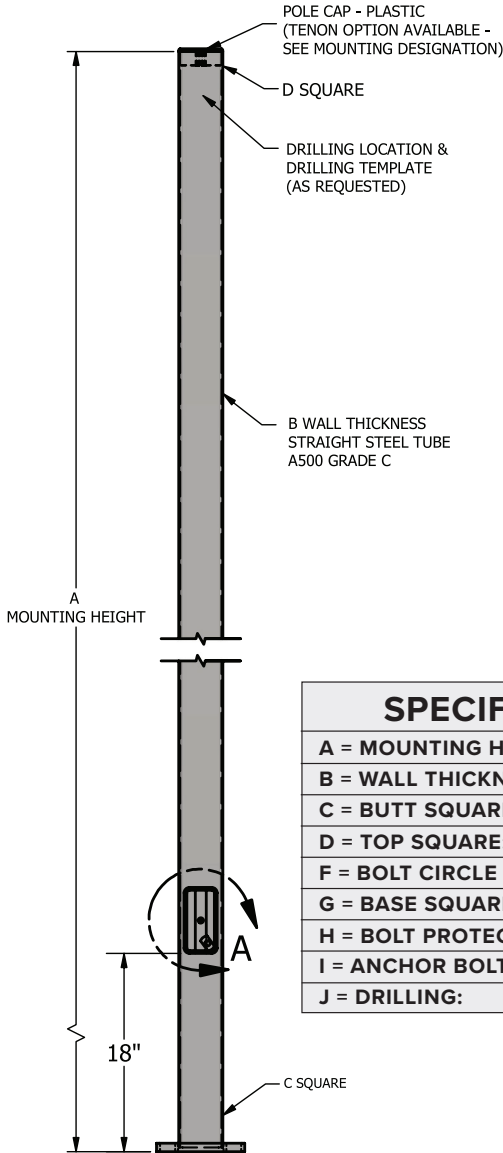


JOB NAME		PART NO.		
DESCRIPTION:		DRAWING NO.		REV
DRAWN BY:	APPROVED:	ECN:	SCALE:	DATE:



POLE CAP - PLASTIC  
(TENON OPTION AVAILABLE -  
SEE MOUNTING DESIGNATION)

D SQUARE

DRILLING LOCATION &  
DRILLING TEMPLATE  
(AS REQUESTED)

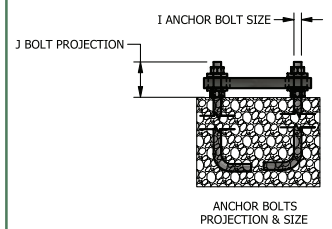
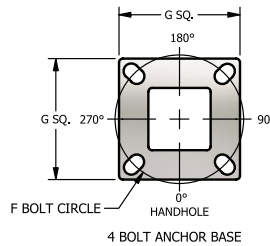
B WALL THICKNESS  
STRAIGHT STEEL TUBE  
A500 GRADE C

A  
MOUNTING HEIGHT

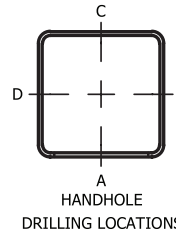
C SQUARE

18"

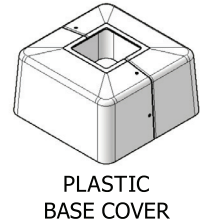
### ANCHORAGE



### FIXTURE



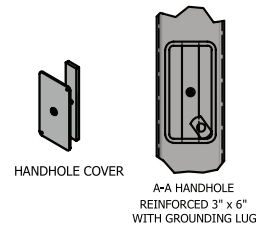
### BASE



### SPECIFICATIONS

<b>A = MOUNTING HEIGHT:</b>
<b>B = WALL THICKNESS: 7 GA.</b>
<b>C = BUTT SQUARE: 6"</b>
<b>D = TOP SQUARE: 6"</b>
<b>F = BOLT CIRCLE RANGE: 11" - 13"</b>
<b>G = BASE SQUARE: 12.5"</b>
<b>H = BOLT PROTECTION: 4" ± 1/4"</b>
<b>I = ANCHOR BOLT SIZE: 1" X 36" X 3"</b>
<b>J = DRILLING:</b>

### HANDHOLE



### 2013 AASHTO MAXIMUM EPA RATINGS WITH 3 SEC. WIND GUST

#### STEEL SQUARE STRAIGHT POLE SSS 6 07 SERIES

PART NUMBER	MAX WT LBS	90 MPH SQ FT	100 MPH SQ FT	110 MPH SQ FT	120 MPH SQ FT	130 MPH SQ FT	140 MPH SQ FT	150 MPH SQ FT
SSS 6 07 15	200	66.00	52.39	42.32	34.66	28.69	23.96	20.15
SSS 6 07 20	200	43.77	34.05	26.86	21.39	17.13	13.75	11.03
SSS 6 07 25	200	29.36	22.10	16.72	12.63	9.45	6.92	4.89
SSS 6 07 30	200	20.57	14.58	10.14	6.77	4.14	2.06	0.38
SSS 6 07 35	200	12.91	8.08	4.51	1.79	0.0	0.0	0.0
SSS 6 07 40	200	7.24	3.09	0.02	0.0	0.0	0.0	0.0